

Beauty Spa Management

USER MANUAL

Version: v 10.0 & v 9.0

Technical Name: salon_management

Introduction:

This Beauty Spa management system helps your customers to do the online booking for using the service. This module integrates with other Odoo modules like accounting and website.

Another advantage of having this Spa management system is your customers who have done the online booking will get the booking information via email. By using an app like this, you can enhance your business.

Installation

INSTALLATION STEPS

Go to 'Salon Menu'

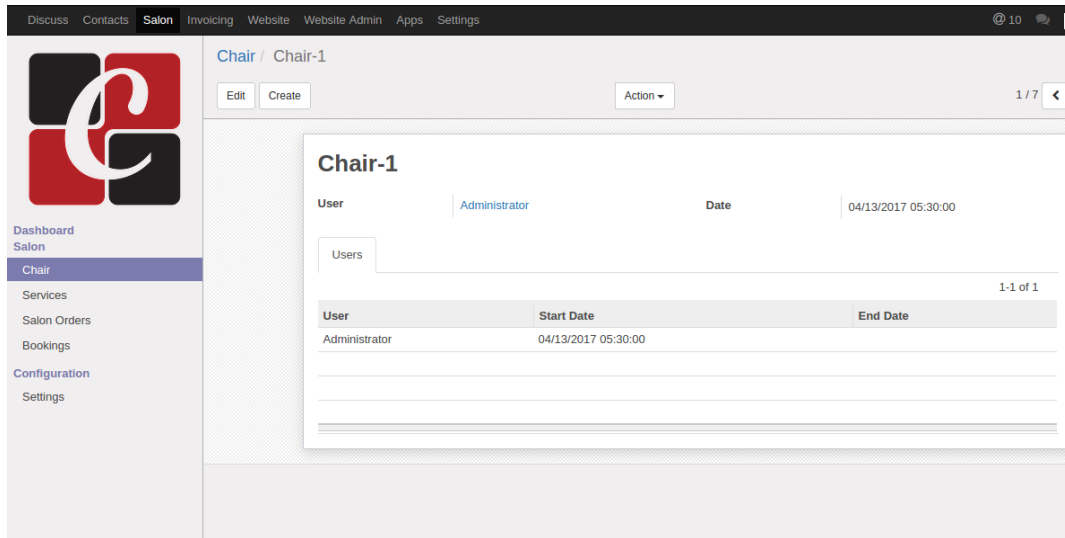
'Salon Menu' will direct you to the 'Dashboard' of the Salon.

*Note: It will be shown as empty (False) if you have not created chairs

Dashboard view is shown in the above image. Your customers can book the service in two ways, direct booking and online booking. The pink color chairs are the only ones available for online booking and blue chairs for direct booking.

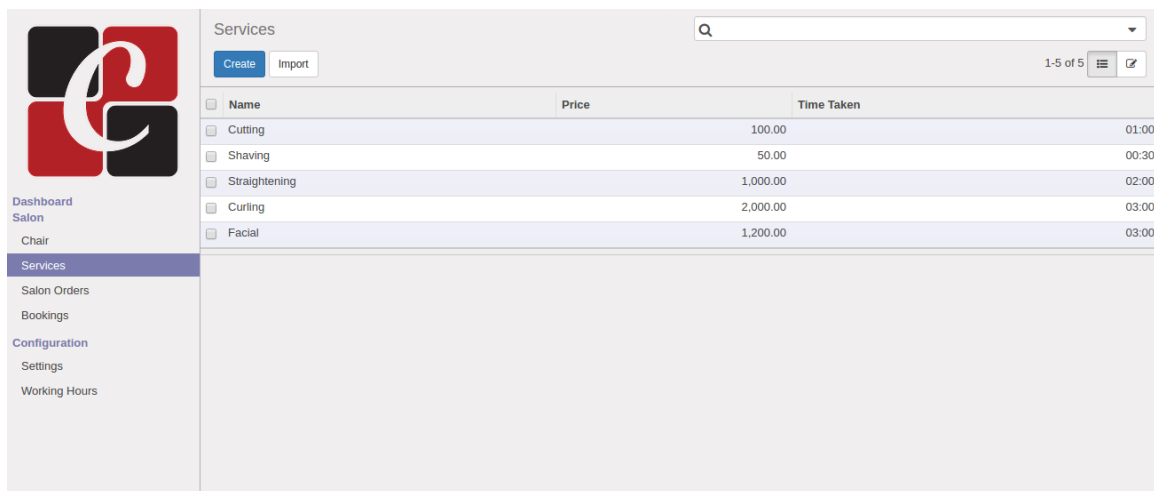
In Dashboard, you get the daily collection of that chair and also the customer will be able to know when will be the chair free, in case if that chair is currently in use. Also you can see the active orders of that chair and if you click on it that will directly take you to the active orders of that chair.

If you want to change the settings of chair, you can just click the settings button in the dashboard.



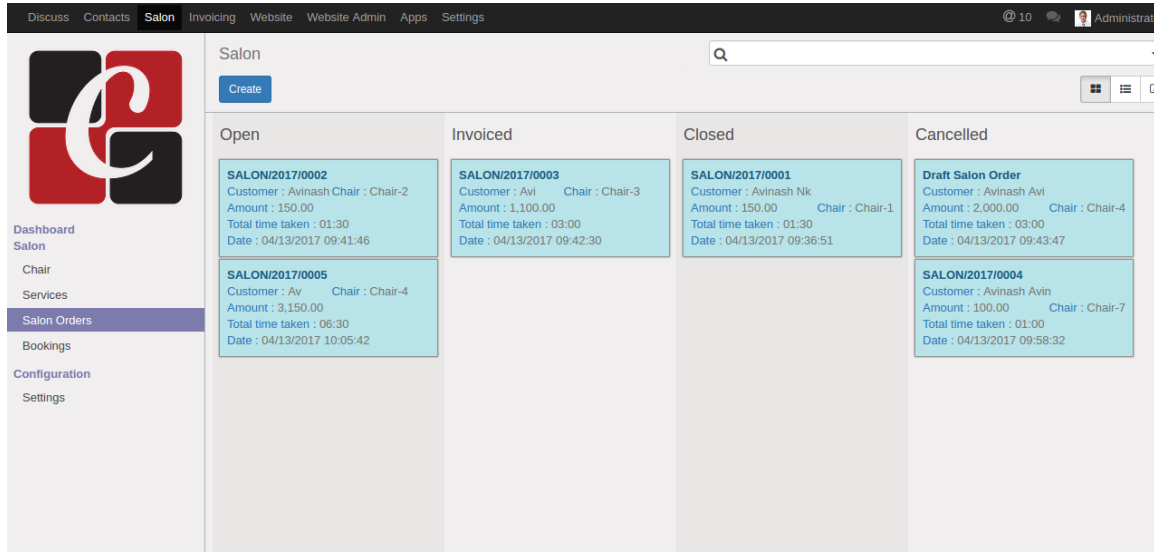
SUB MENU: SALON - CHAIR

Here you can create and edit details of each chair. You can assign a user to the chair by adding new user to the users tab in the form view of chair (Check the image shown below). The last added user will be turned to the current user of the chair. Using this tab, you can track which user is active on the Chair on a particular date or time.



SUB MENU: SALON -> SERVICES

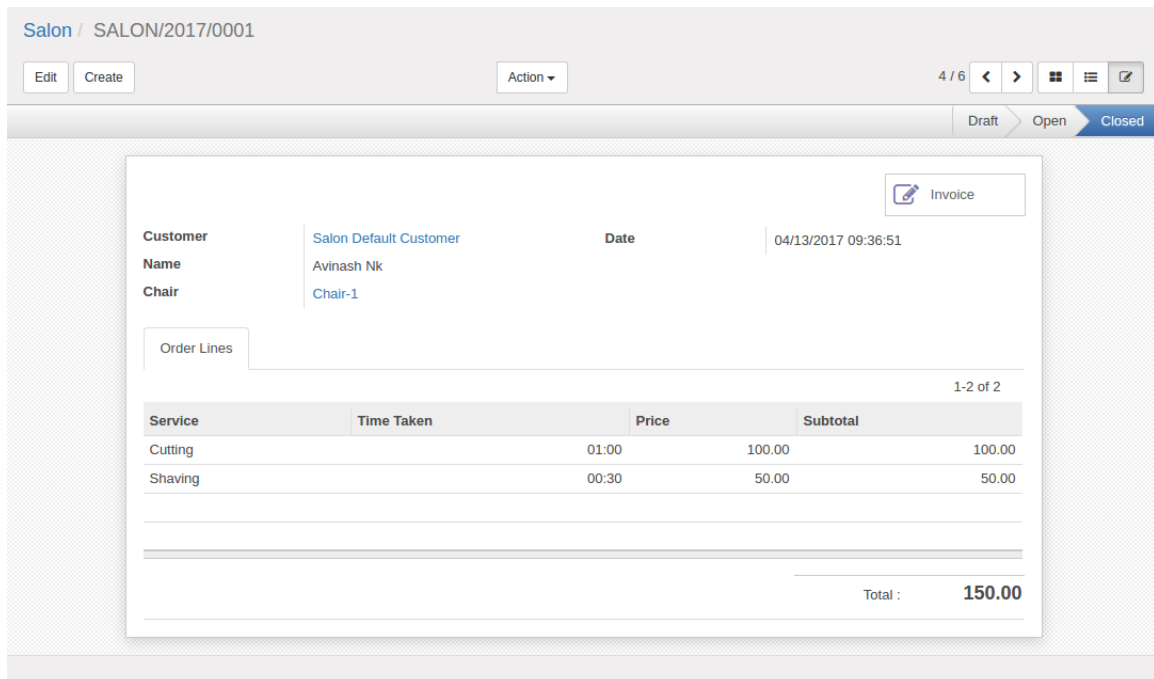
List of services provided by the Spa. You can create and edit services here.



Open	Invoiced	Closed	Cancelled
SALON/2017/0002 Customer : Avinash Chair : Chair-2 Amount : 150.00 Total time taken : 01:30 Date : 04/13/2017 09:41:46	SALON/2017/0003 Customer : Avl Chair : Chair-3 Amount : 1,100.00 Total time taken : 03:00 Date : 04/13/2017 09:42:30	SALON/2017/0001 Customer : Avinash Nk Amount : 150.00 Chair : Chair-1 Total time taken : 01:30 Date : 04/13/2017 09:36:51	Draft Salon Order Customer : Avinash Avl Amount : 2,000.00 Chair : Chair-4 Total time taken : 03:00 Date : 04/13/2017 09:43:47
SALON/2017/0005 Customer : Av Chair : Chair-4 Amount : 3,150.00 Total time taken : 06:30 Date : 04/13/2017 10:05:42			SALON/2017/0004 Customer : Avinash Avin Amount : 100.00 Chair : Chair-7 Total time taken : 01:00 Date : 04/13/2017 09:58:32

SUB MENU: SALON -> SALON ORDERS

Here you have all the orders in the Spa.



Salon / SALON/2017/0001

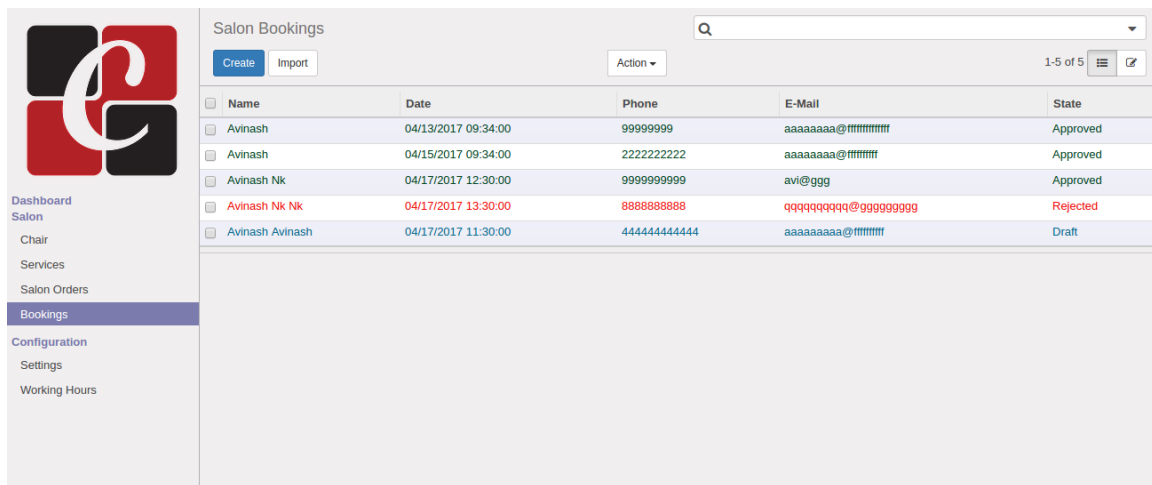
Action ▾
4 / 6

Customer Salon Default Customer **Date** 04/13/2017 09:36:51
Name Avinash Nk
Chair Chair-1

Order Lines

Service	Time Taken	Price	Subtotal
Cutting	01:00	100.00	100.00
Shaving	00:30	50.00	50.00
Total :			150.00

Form view of the salon order is shown in the image. You will get the corresponding invoice details of the order by clicking the Invoice button in the upper right side of the form view.

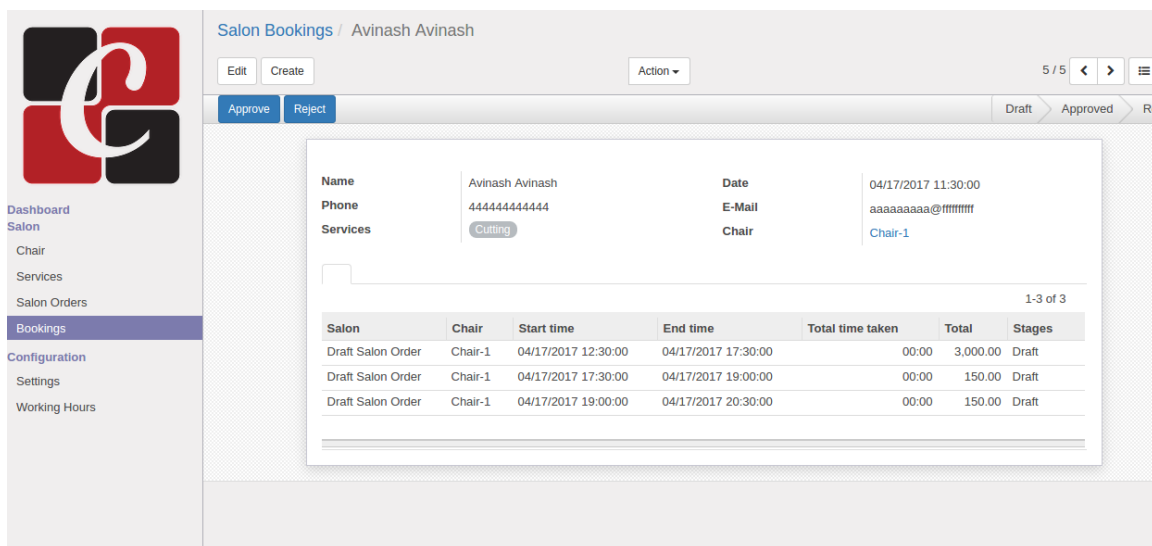


Name	Date	Phone	E-Mail	State
Avinash	04/13/2017 09:34:00	99999999	aaaaaaaa@ffffff	Approved
Avinash	04/15/2017 09:34:00	222222222	aaaaaaaa@ffffff	Approved
Avinash Nk	04/17/2017 12:30:00	999999999	avi@ggg	Approved
Avinash Nk Nk	04/17/2017 13:30:00	888888888	qqqqqqqqq@ggggggggg	Rejected
Avinash Avinash	04/17/2017 11:30:00	44444444444	aaaaaaaa@ffffff	Draft

SUB MENU: SALON -> BOOKINGS

Here you can see all the online bookings. You can either approve a booking or reject a booking. In both cases the notification is send to the customer mail address.

The approved bookings will be changed to salon orders.

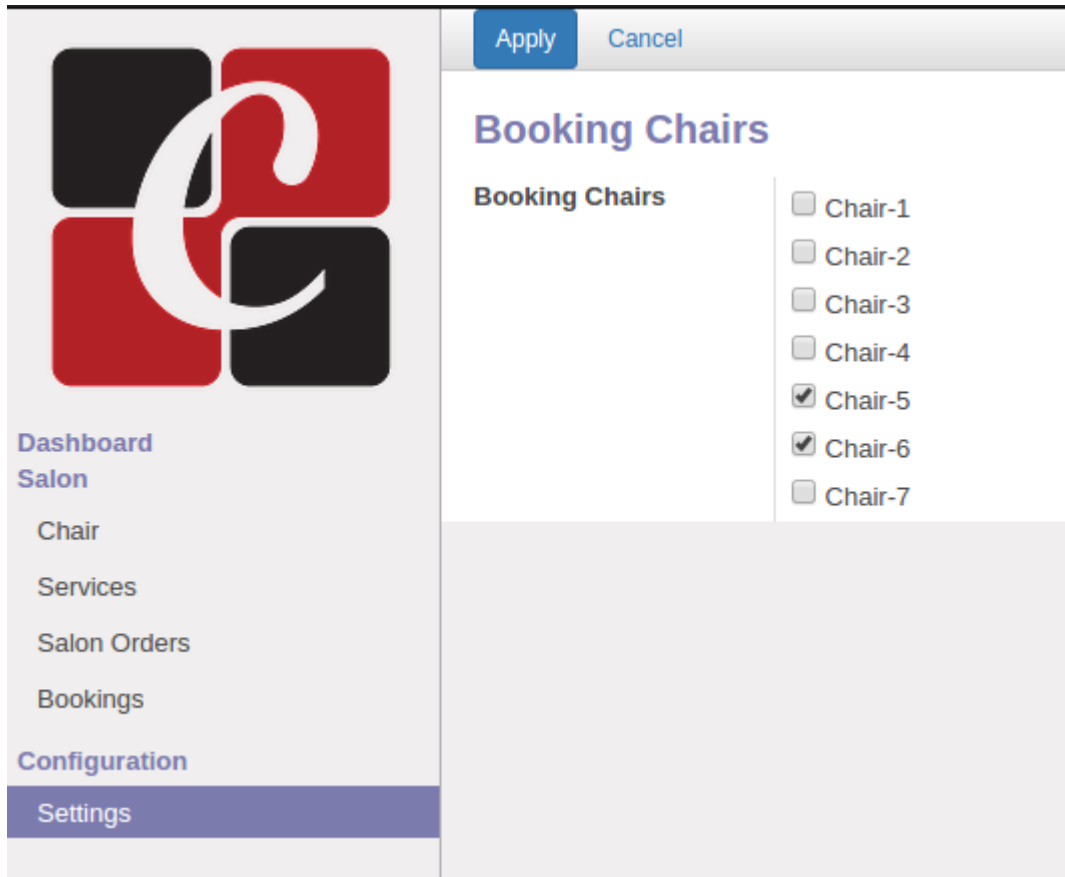


Name	Avinash Avinash	Date	04/17/2017 11:30:00
Phone	44444444444	E-Mail	aaaaaaaa@ffffff
Services	Cutting	Chair	Chair-1

Salon	Chair	Start time	End time	Total time taken	Total	Stages
Draft Salon Order	Chair-1	04/17/2017 12:30:00	04/17/2017 17:30:00	00:00	3,000.00	Draft
Draft Salon Order	Chair-1	04/17/2017 17:30:00	04/17/2017 19:00:00	00:00	150.00	Draft
Draft Salon Order	Chair-1	04/17/2017 19:00:00	04/17/2017 20:30:00	00:00	150.00	Draft

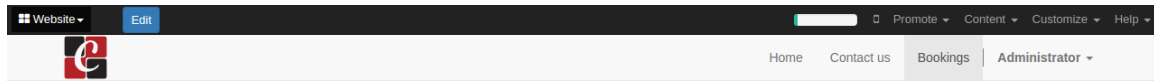
FORM VIEW OF BOOKING

Here you can see all the salon orders on the corresponding date. After checking the time available, you can decide to approve/reject the booking accordingly.



SUB MENU: SALON -> SETTINGS

Here you can assign the chairs for booking purpose. Only the assigned chairs can be booked by a customer through online.



Book Your Chair

NAME*
SERVICE* (You can select multiple services or Remove a selection by pressing down on the Ctrl button)
TIME* (Select a date and time based on the availability of the chair)
CHAIR* (Select the chair that free in the preferred time)
PHONE*
E-MAIL*

Working Time

Day	Starting Time	Closing Time
Sunday(Holiday).	0.0	0.0

ONLINE BOOKING FORM

Here the customer can fill the details and send the form.

Available Chairs and Details

TIME
Date :2017-04-17 **Holidays : Sunday**

Chair-1
Order Details

Order No.	Start Time	End Time
27.	07:00	12:00
28.	12:00	13:30
29.	13:30	15:00

Chair-2
Order Details

Order No.	Start Time	End Time
30.	07:00	13:30

Chair-3
Order Details

Order No.	Start Time	End Time
-----------	------------	----------

Chair-4
Order Details

Order No.	Start Time	End Time
-----------	------------	----------

Chair-5
Order Details

Order No.	Start Time	End Time
-----------	------------	----------

Chair-6
Order Details

Order No.	Start Time	End Time
-----------	------------	----------

ONLINE BOOKING CHAIR DETAILS

Here the customer can check the availability of the chair by date.

Contact us

We meet your business needs and provide high quality services without any compromise. We are here for help you to make your business secure forever.

Visit our website: <https://www.cybrosys.com/>



Odoo Customization



Hire Odoo Developer

For more information: <https://www.cybrosys.com/odoo/>

Email us:

General: info@cybrosys.com

Sales: sales@cybrosys.com